

BALD EAGLES at HOOK MOUNTIAN

(prepared by Drew Panko)

COLUMN A: average number of BALD EAGLES seen on this day over all years

TOTAL BALD EAGLES SEEN '88-'03: 571

COLUMN B: average cumulative total of eagles seen UP TO this date over all years

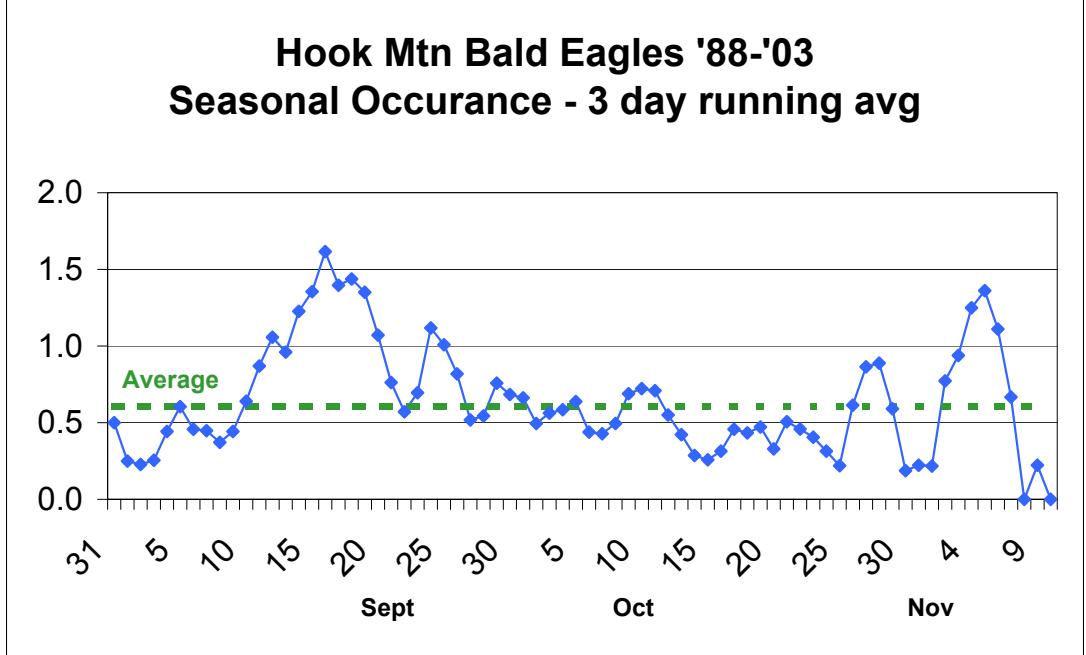
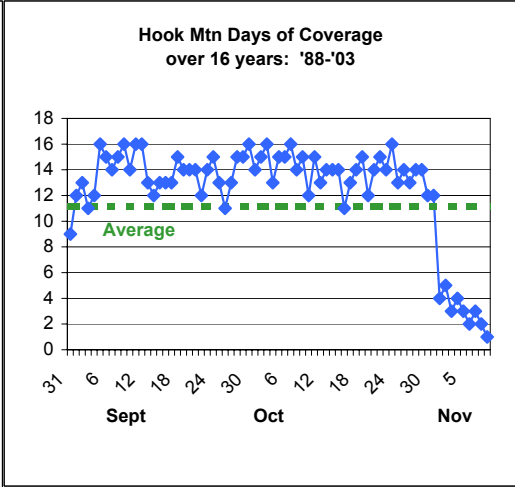
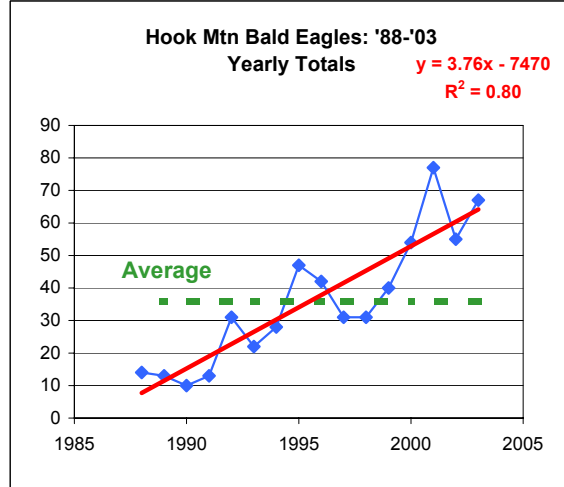
COLUMN C: cumulative total of BALD EAGLES seen up to this date THIS YEAR

TOTAL DAYS OF COVERAGE '88-'03: 915

COLUMN D: MAXIMUM number of BALD EAGLES ever seen on this date

Average BEs/year since '88: 35.9
Average BEs/day since '88: 0.605

Date	# of days cov	avg /day	to date	cumulative	this year	MAXIMUM EVER SEEN ON DATE	C	D
8/27	2	0.0	0					0
8/28	4	0.0	0					0
8/29	4	0.3	0					1
8/30	9	0.1	0					1
8/31	9	0.0	1					2
9/1	12	0.5	1					3
9/2	13	0.0	1					0
9/3	11	0.2	1					2
9/4	12	0.0	2					2
9/5	16	0.6	2					4
9/6	15	0.7	3					4
9/7	14	0.1	3					2
9/8	15	0.5	3					2
9/9	16	0.4	4					4
9/10	14	0.4	4					3
9/11	16	1.1	5					4
9/12	16	1.1	6					4
9/13	13	0.9	7					6
9/14	12	0.8	8					3
9/15	13	1.9	9			17		7
9/16	13	1.3	10					7
9/17	13	1.6	12					4
9/18	15	1.3	13					8
9/19	14	1.4	14					9
9/20	14	1.4	15					13
9/21	14	0.4	16					3
9/22	12	0.5	16					3
9/23	14	0.8	17					5
9/24	15	0.8	18					3
9/25	13	1.8	19					4
9/26	11	0.5	19					1
9/27	13	0.2	19					1
9/28	15	0.9	20					7
9/29	15	0.5	21					3
9/30	16	0.9	22					4
10/1	14	0.6	22					3
10/2	15	0.5	23					3
10/3	16	0.4	23					3
10/4	13	0.8	24					4
10/5	15	0.5	24					4
10/6	15	0.5	25					2
10/7	16	0.3	25	54				1
10/8	14	0.5	25					3
10/9	15	0.7	26					5
10/10	12	0.8	27					2
10/11	15	0.6	27					3
10/12	13	0.7	28					4
10/13	14	0.4	28					2
10/14	14	0.2	28					1
10/15	14	0.3	29					2
10/16	11	0.3	29					1
10/17	13	0.4	29					2
10/18	14	0.7	30					5
10/19	15	0.2	30					1
10/20	12	0.5	30					2



Date	cov	A	B	C	D
10/21	14	0.3	31		2
10/22	15	0.7	31		4
10/23	14	0.4	32		2
10/24	16	0.1	32		1
10/25	13	0.5	32		2
10/26	14	0.1	32		1
10/27	13	1.3	33		13
10/28	14	1.2	34		5
10/29	14	0.1	34		1
10/30	12	0.4	35		2
10/31	12	0.0	35		0
11/1	4	0.3	35		1
11/2	5	0.4	35		1

Date	cov	A	B	C	D
11/3	3	1.7	35		4
11/4	4	0.8	35		3
11/5	3	1.3	36		2
11/6	2	2.0	36		3
11/7	3	0.0	36		0
11/8	2	0.0	36		0
11/9	1	0.0	36		0
11/10	3	0.7	36		2
11/11				Too little coverage to be meaningful to calculate	
11/12					
11/13					
11/14					
11/15					