

# American Kestrels

(prepared by Drew Panko, updated by TB)

COLUMN A: average number of KESTRELS seen on this day over all years

**TOTAL KESTRELS SEEN '88-'06: 9278**

COLUMN B: average cumulative total of Kestrels seen UP TO this date over all years

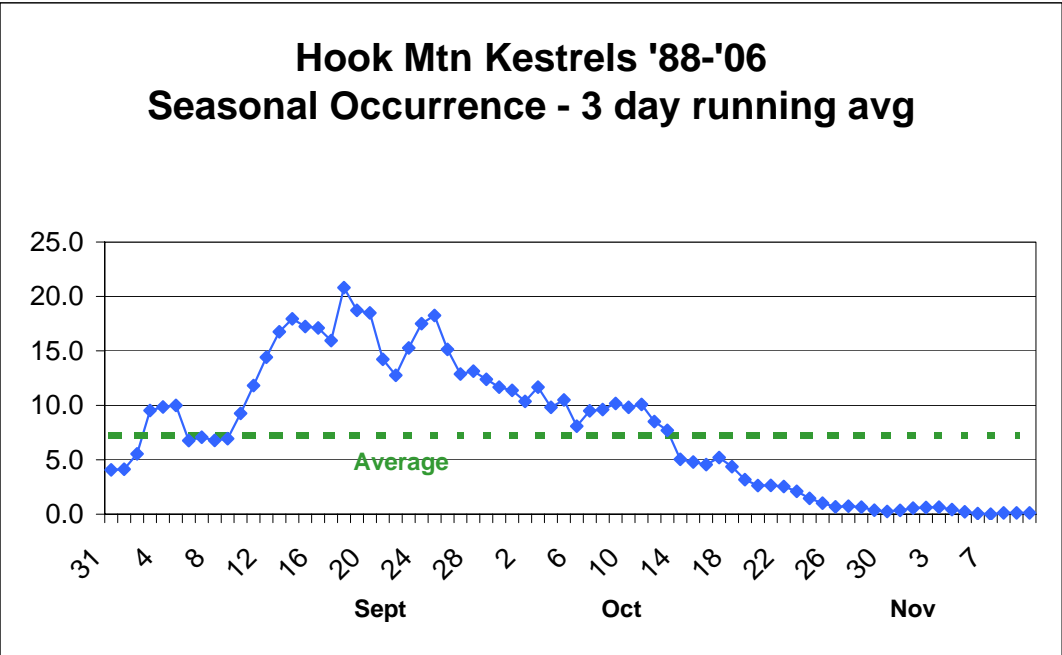
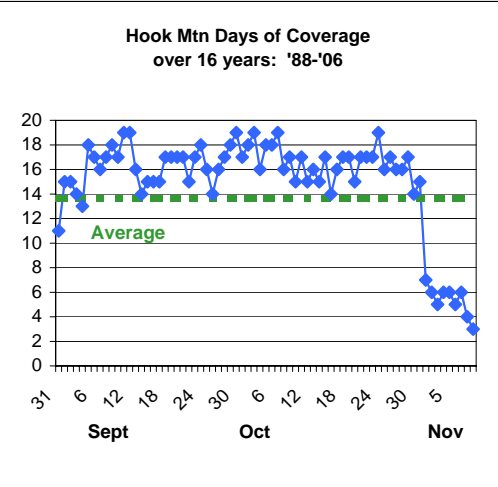
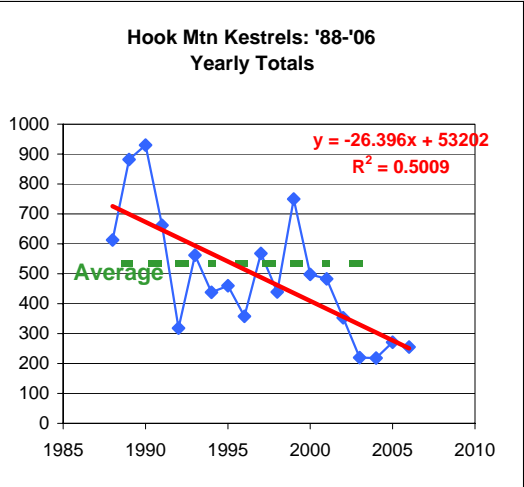
COLUMN C: cumulative total of KESTRELS seen up to this date THIS YEAR

**TOTAL DAYS OF COVERAGE '88-'06: 1127**

COLUMN D: MAXIMUM number of KESTRELS ever seen on this date

**Average AKs/year since '88: 533**  
**Average AKs/day since '88: 7**

Date	# of days cov	cumulative		this year C	MAXIMUM EVER SEEN ON DATE
		avg /day A	to date B		
8/27	2	2	0		2
8/28	4	1	1		2
8/29	5	1	1		4
8/30	9	3	3		10
8/31	11	0	4		17
9/1	15	4	8		13
9/2	15	4	11		16
9/3	14	8	17		31
9/4	13	0	28		78
9/5	18	5	33		18
9/6	17	9	41		34
9/7	16	6	46		27
9/8	17	6	52		24
9/9	18	8	59		57
9/10	17	7	65		33
9/11	19	13	78		39
9/12	19	16	94		66
9/13	16	15	106		51
9/14	14	20	121		74
9/15	15	19	136		81
9/16	15	13	146		37
9/17	15	20	161		68
9/18	17	16	176		45
9/19	17	27	200		84
9/20	17	13	212		47
9/21	17	15	225		43
9/22	15	14	236		40
9/23	17	9	244		38
9/24	18	23	266		105
9/25	16	21	284		118
9/26	14	11	292		35
9/27	16	13	303		37
9/28	17	14	316		50
9/29	18	12	327		50
9/30	19	11	338		42
10/1	17	12	349		68
10/2	18	11	359		31
10/3	19	8	367		27
10/4	16	16	381		55
10/5	18	6	386		16
10/6	18	10	395		70
10/7	19	9	404		45
10/8	16	10	412		31
10/9	17	10	422		75
10/10	15	10	430		59
10/11	17	9	438		67
10/12	15	11	446		70
10/13	16	6	451		24
10/14	15	6	456		51
10/15	17	3	459		8
10/16	14	5	463		19
10/17	16	6	467		41
10/18	17	5	472		22
10/19	17	2	474		11
10/20	15	2	476		7



Date	cov	A	B	C	D
10/21	17	3.4	479		24
10/22	17	2.5	481		12
10/23	17	1.8	482		10
10/24	19	2.1	484		14
10/25	16	0.6	485		3
10/26	17	0.4	485		3
10/27	16	1.1	486		5
10/28	16	0.8	487		3
10/29	17	0.1	487		1
10/30	14	0.2	487		1
10/31	15	0.4	487		4
11/1	7	0.4	488		1
11/2	6	0.8	488		4

Date	cov	A	B	C	D
11/3	5	0.6	488		3
11/4	6	0.5	488		2
11/5	6	0.2	488		1
11/6	5	0.0	488		0
11/7	6	0.0	488		0
11/8	4	0.0	488		0
11/9	3	0.3	488		1
11/10	6	0.0	488		0
11/11			Too little coverage		
11/12			to be		
11/13			Meaningful		
11/14			to calculate		
11/15					